

MULTITECH

PRODUCT CATALOGUE

WELDING & METAL TREATMENT PRODUCTS
NDT PRODUCTS
PIPE CUTTING & BEVELING EQUIPMENTS
HEAVY MACHINERIES

WELDING & METAL TREATMENT PRODUCTS

Callington



Pickling & Passivation



Anti Spatter solutions

NDT PRODUCTS

Callington SHERWIN
INCORPORATED



Die Penetrant

Magnetic Particle



Synthetic Metal Working Coolants

WELDING CABLES



SUPERSTAR WELDING CABLE

Welding Cable IS 6830/84 equivalents to BS 6899 and DIN VDE 0282 part 6.

Country of origin - INDIA

Features

- ✓ Heavyduty
- ✓ Resistance to oil, solvents and chemicals
- ✓ High resistance to cuts, tears & abrasion
- ✓ Excellent ozone and weather resistant
- ✓ Heat Oil & Flame Retardant Rubber Sheathed Welding Cables
- ✓ Super High Conductive uniformly bunched Copper Conductors.
- ✓ Cables Tested as per various International Standards
- ✓ Highly Adaptable to Harsh Conditions : Working Temp -25 C to +110° C
- ✓ Robust Construction for High Durability & Extended Use.
- ✓ Super Flexibility for Automatic Welding with 0.16 mm construction.



PIPE CUTTING & BEVELING EQUIPMENTS



Internal Pipe Clamps



Chain Clamp



Cold Cutting Machine



Chain Beveling & Cutting



Beveling Band



Crawler

Band Beveling Machine

VICTOR
Professio



Gas Cutting Torch

PHOENIX
INTERNATIONAL



Phoenix Electrode Ovens

HEAVY MACHINERIES

VIMEX[®]
Forming Your Future



Plate Bending Machine



Power Press



Press Brake

ANVIN
ENGINEERS PVT. LTD.



Column and Booms



Welding Positioners



Welding Rotators

Aquasol
CORPORATION




Purge Monitors


CEPRO
LEADING IN WELDING SAFETY



Welding Curtains



Vk Vinfab Gratings



HEAVY MACHINERIES (PROJECTS)

DARBY
EQUIPMENT COMPANY



Sideboom Attachments



Pipe Bending Machines/Mandrels

Chain Beveling Machine

- Available for pipe 4" and larger
- Adjustable rack torch holder for exact placement of torch
- Supplied with an adjustable rack torch holder, handles and a service key
- 48" chain kit
- Optional accessories include a 9' flexible shaft cable, torch holders, motorised kit, and chain kits
- Manufactured in the EU
- 1 year warranty



SAWYER
INTERNATIONAL



Chain Beveling



VICTOR
AN ESAB BRAND

- Cut capacity: 7" (177.8 mm)
- Series 1 cutting tips

Set up in
minutes

Incredible
accuracy for a
chain machine

Part No.	Model No.	Total Length	Barrel Length	Racking Length	Gas
0380-0217	MT 210A	14" (355.6 mm)	10" (254.0 mm)	7" (177.8 mm)	Acetylene

30 Seconds (or less!) Sales Statement:

The Chain Beveling Machine is a flame cutting machine designed to cut any diameter of pipe from 4" upwards. Easily adjustable with a high level of accuracy, the Chain Beveling Machine can be set up and ready to go in minutes. The adjustable rack torch holder allows the torch to be set exactly where it is needed. Guide tracks can be supplied for additional accuracy or to cut vertical pipes.



DMI INTERNATIONAL LLC


MULTITECH

BUY *or* RENT


PIPE BENDING MACHINES




LINED BENDING SETS




MANDRELS



VACUUM LIFTERS & PADS




CLAMPS



ROLLER CRADLES & SLINGS



PIPE FACING MACHINES & POWER UNITS



Contact:

Multitech LLC

Praveen V Panicker

+968 92148486

praveen.mechprod@becoman.com

www.dmiinternational.com

NODHA

PIPE CUTTING & BEVELING MACHINE

ID-Mounted Pipe Beveling Machine

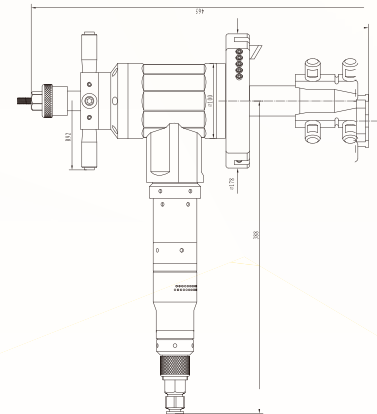


Features:

- Range up to 14" OD
- Wall thickness < 20MM
- Cold beveling improves safety
- Feed ratchet wheel make tool fed / back easy
- Fast, Precision, on-site Beveling
- Portable and Compact design
- Easy set up & Operation
- Pneumatic or Electric driven

Specification

Model	V6P	V6E	V6B
Driven	Pneumatic	Electric	Bosch Motor
Power Supply	900L/Min@0.6Mpa	220-240V 1PH 50/60HZ	220-240V 1PH 50/60HZ
Motor Power	1 HP	1050W	1000W
Clamping Range(ID)	60-159	60-159	60-159
Working Range(OD)	6"(168.28mm)	6"(168.28mm)	6"(168.28mm)
Wall Thickness	≤20mm	≤20mm	≤20mm
Rotation Speed	61r/min	36r/min	38r/min
Working Weight	16kg	17kg	17kg
Shipping Weight	29kg	31kg	31kg
Packing Size	560*550*250mm	560*550*250mm	560*550*250mm
Tool Number	3	3	3



Split Frame



Features:

- Range up to 48" OD
- Split Frame
- Wall thickness < 30MM
- Cold cutting
- Cutting & beveling simultaneously
- Tool feed automatically
- Low clearance
- Compact design
- Pneumatic, electric or hydraulic driven

Work on site

